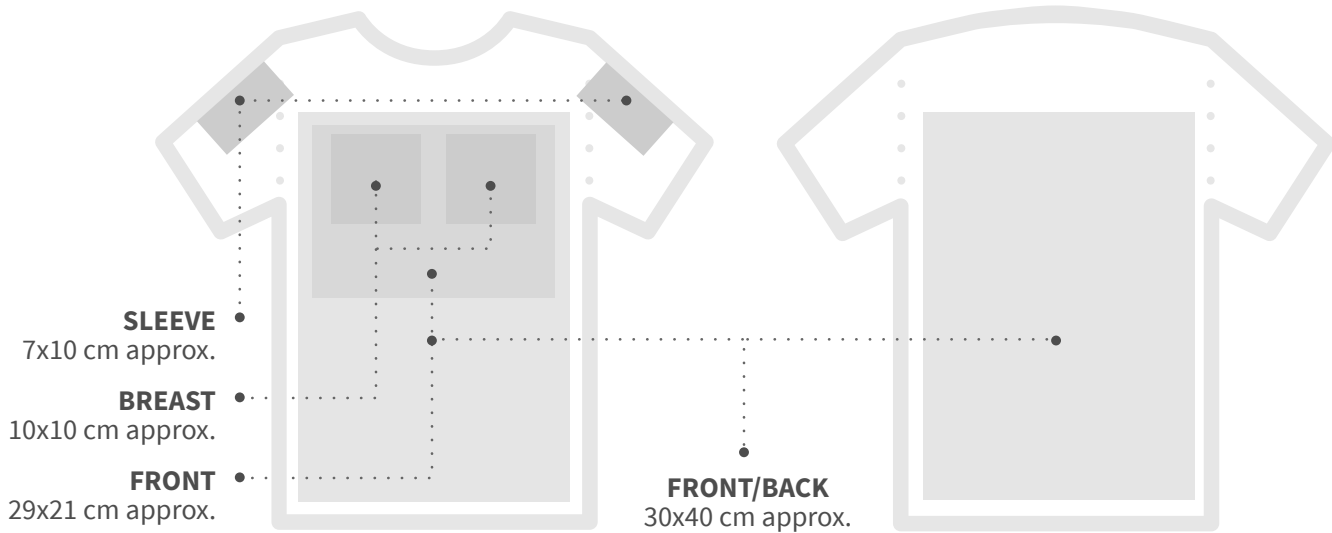


ARTWORK GUIDELINE



CAD-CUT VINYL



GUIDELINES



RESOLUTION

The file must be vectorised.



FILE FORMAT

Editable and outlined files in Adobe Illustrator. If possible, .ZIP compressed.



COLOURS

We use XPRES SUPER FLEX vinyl.

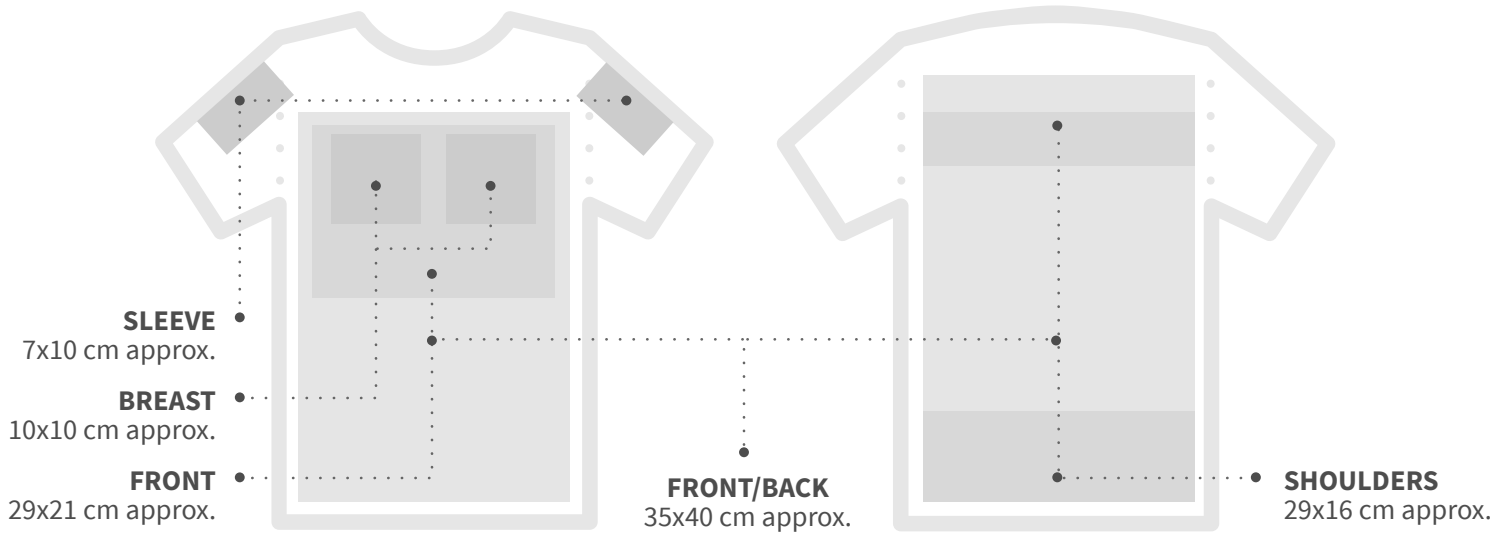
NOTES

- Elements should have at least 5 mm of height and width in order to cut them.
- Printing on the seams is not possible.
- The vinyl colour will be selected from the available colours in the workshop, choosing the most similar one to that of the design.
- Printing size is limited by garment size and may have to be adjusted with no further notification.


ARTWORK GUIDELINE



SCREEN PRINTING



GUIDELINES



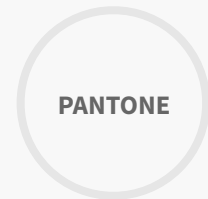
RESOLUTION

The better resolution your file has, the better the quality of the printing or embroidery.



FILE FORMAT

Recommended file formats to export images or designs for printing. Also editable and outlined files in Adobe Illustrator. If possible, .ZIP compressed.



COLOURS

Coated PANTONE colour references are used.

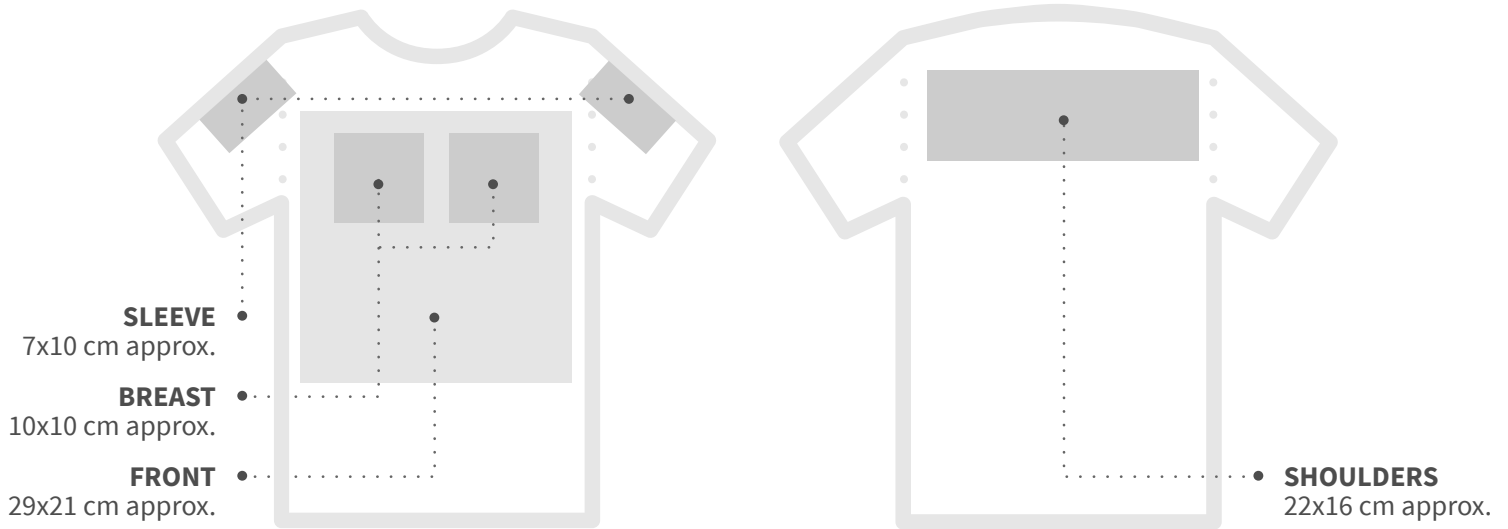
NOTES

- We recommend orders of minimum 25 units per design.
- Every design should have the same size, otherwise screens must be charged for each specific size. If PANTONE colours are not specified, we'll choose the closest colour match.
- Printing size is limited by the smallest size of the particular garment.


ARTWORK GUIDELINE



EMBROIDERY



GUIDELINES



RESOLUTION

The better resolution your file has, the better the quality of the printing or embroidery.



FILE FORMAT

Recommended file formats to export images or designs for printing.
Also editable and outlined files in Adobe Illustrator.



COLOURS

PANTONE colour matching is not possible.
We use **Madeira Classic** threads.

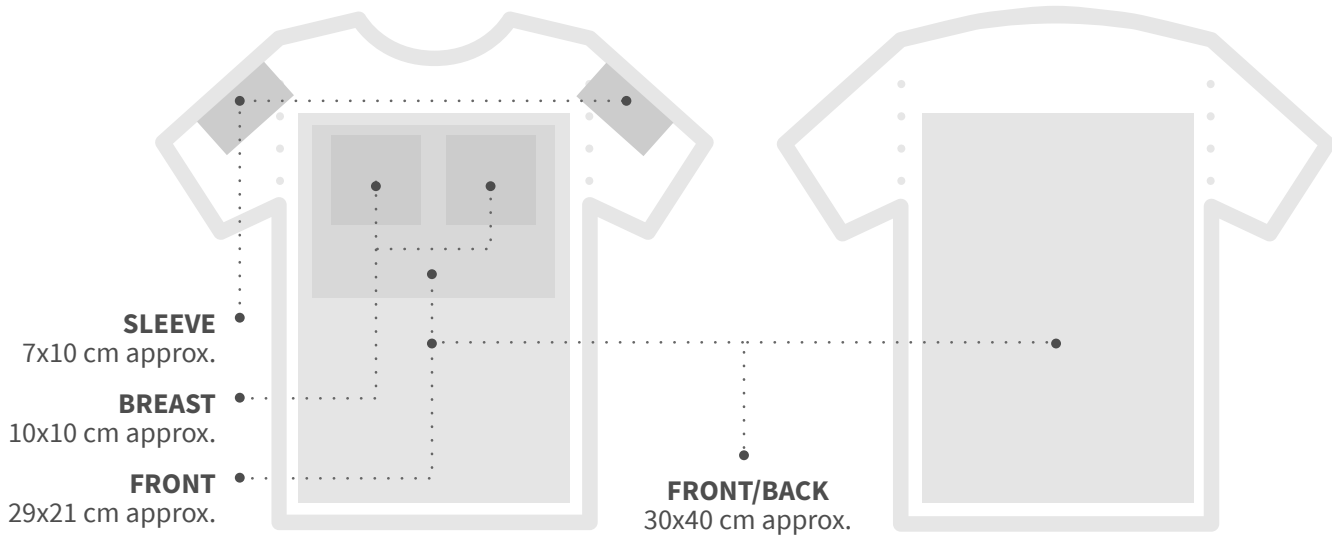
NOTES

- We recommend orders of minimum 10 units per design.
- Some small details may be lost with embroidery
- Thread colours have their equivalent PANTONE colour code, but they're not exactly the same. We work with **MADEIRA CLASSIC** threads.
- The final embroidery size will be checked and approved with the client after the digital artwork is done.


ARTWORK GUIDELINE



DIRECT TO GARMENT OR DTG



GUIDELINES



RESOLUTION

The better resolution your file has, the better the quality of the printing or embroidery.



FILE FORMAT

Recommended file formats to export images or designs for printing with transparency. Editable layers in Adobe Photoshop. If possible, .ZIP compressed.



COLOURS

CMYK colour mode is used for printing.

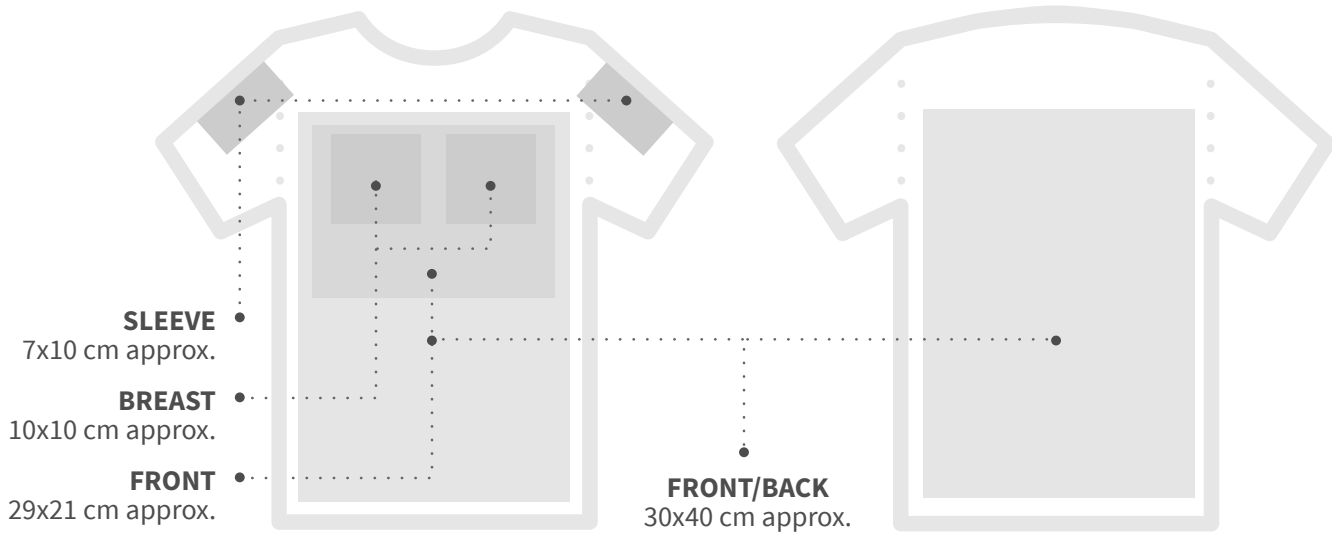
NOTES

- We recommend orders from 11 units per design, due to our price break structure.
- There may be colour variations between garments made within the same order or a previous order, as it depends on the moment the printing is done, the fabric and composition of the garment.
- For garments made of between 80% - 100% cotton.
- Printing size is limited by garment size and may have to be adjusted with no further notification.


ARTWORK GUIDELINE



POSITIONAL SUBLIMATION



GUIDELINES




RESOLUTION

The better resolution your file has, the better the quality of the printing or embroidery.



FILE FORMAT

Recommended file formats to export images or designs for printing. Also editable and outlined files in Adobe Illustrator. If possible, .ZIP compressed.



COLOURS

CMYK colour mode is used for printing.

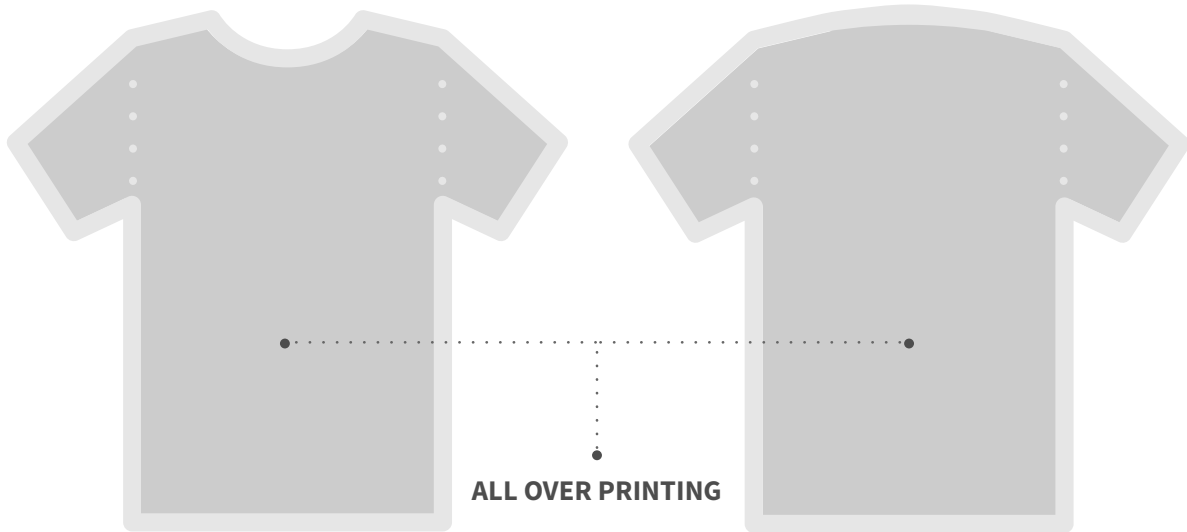
NOTES

- Must be a white polyester product.
- Printing size is limited by garment size and may have to be adjusted.


ARTWORK GUIDELINE



SUBLIMATION PRINTING



GUIDELINES



RESOLUTION

The better resolution your file has, the better the quality of the printing or embroidery.



FILE FORMAT

Recommended file formats to export images or designs for printing. Also editable and outlined files in Adobe Illustrator. If possible, .ZIP compressed.



COLOURS

CMYK colour mode is used for printing.

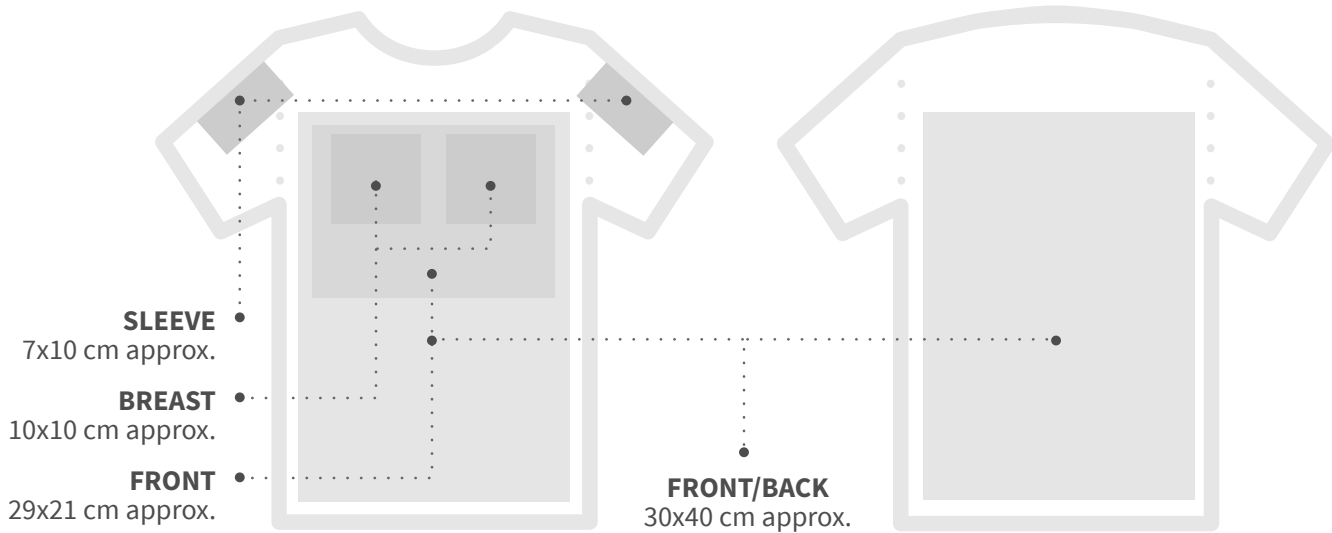
NOTES

- Must be a white polyester product.
- The design must be adapted within the template that Garment Printing supplies.
- Recommended for randomly placed designs.
- Print will look different on different sized garments.
- Black may appear Grey as a true Black cannot be achieved.


ARTWORK GUIDELINE



TRANSFER PRINTING



GUIDELINES




RESOLUTION

The better resolution your file has, the better the quality of the printing or embroidery.



FILE FORMAT

Recommended file formats to export images or designs for printing. Also editable and outlined files in Adobe Illustrator. If possible, .ZIP compressed.



COLOURS

CMYK colour mode is used for printing.

NOTES

- Elements should have at least 5 mm of height and width in order to cut them.
- Printing on the seams is not possible.
- Vector files may be needed unless the shape is basic.
- Printing size is limited by garment size and may have to be adjusted with no further notification.